

WELCOME BACK TO

# Summer of Drawing



class no.14: MIXED MEDIA: ABSTRACTION II

Journalists and writers in general:

Who,  
What,  
Where,  
When,  
why

Artists:

What,  
Why,  
How,  
How (technical)

What appeals to you:

For example: That car is amazing! I would like to draw/paint it.

Why did that idea appeal to me?

Identify this to keep the concept throughout your work process.

For example: I was captivated by the design of the car and the nostalgia of the 1950's.

How am I going to draw it?

Composition of the drawing or painting, how much of the car, what angle, what stylistic choices to bring the conceptual aspect to light.

Options might be:

realistic details? outlines like a concept drawing?  
Abstract idea of cars and speed?  
A mixture of realism and abstraction?

How (technical) :

The composition: NOTAN

What paper or other support, what pencils/pens/ink/paint, etc.  
Also what sort of strokes, shading, line quality

# 1) Use abstraction to step away from realism

Focus on the subject, use abstraction, less detail, for those elements that aren't so important to the subject overall.




David Bomberg (1890–1957)  
The St John Ophthalmic Hospital, Jerusalem, 1927

2) Use abstraction to address the form, but in a composition or design that is not dependent on realism.

The design becomes all-important, as in Cubism.

Pablo Picasso  
1881-1973)





Series of lithographs

Pablo Picasso  
1881-1973)

3) Use abstraction  
to concentrate on  
the concept alone

Focus on the concept, use  
drawing media strokes,  
shading, shapes, form,  
composition, symbols, to  
get your point across.

Danny Augustine

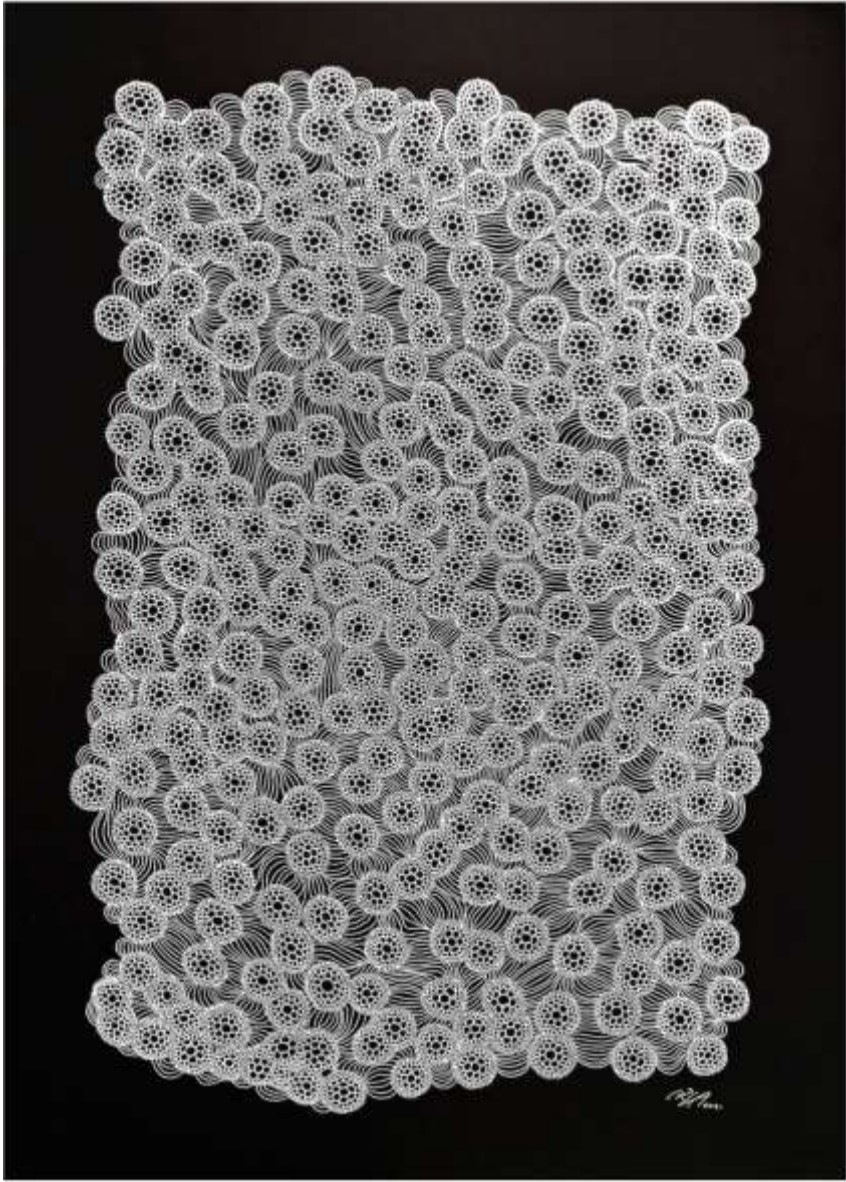
**North Korea Drawing**  
20 x 26"



Danny Augustine

**Living in a Moment of Chaos**  
18 x 24"





Francisco Vila Guillén

**Social Connecting**

*Drawing*

19.7 x 27.6"

Francisco Vila Guillén

**Citio Sepia I**

*Drawing*

8.3 x 8.3"







Christian Kabuß

**Flying**


22.8 x 15.7"



Christian Kabuß

**Pier in Expectation of Winter**

31.1 x 20.9"



Ash Woodworth

**Pour**

*Graphite Pencil on Fine Art Paper*  
28 x 22 in



Make a number of small drawings on your page.

React to what you are seeing:

(WHAT) Fire

(WHY) Could be for various concepts such as firestorm, cozy fire, could be part of a realistic drawing or complete abstraction

(HOW) The stylistic choice today will be abstraction

(How - technical)

Composition – react to the subject but keep an eye on design; on notan (light and dark balance); drawing media; try to vary line type (thin and thick, sketchy, rough, shading that is soft or heavy)













## Mixed Media: Abstraction

- Look for ways to draw interesting subjects but without always resorting to intense realism.
- The same knowledge you have acquired can still apply – angles, proportions, shading, line, composition
- Look for the design shapes that please YOU in the scene. Just draw those, don't worry about the rest.
- To incorporate mixed media is simply a matter of thinking about the drawing materials you have on hand – what might work best, make the kinds of lines or shading that you want?
- This is absolutely a place for experimentation. Try little drawings of the same scene, each a little different in media, design, or a separate section of the same scene.
- This type of work will improve your drawing skills no matter what sort of style you prefer to work in. You will be tuning your eye to the design possibilities in the world around you.

<https://www.pexels.com/>

**Fire**

*Video by Motion Places from Pexels*

**Green fabric moving**

*Video by Mikhail Nilov from Pexels*

**A cloud of blue-green paint underwater**

*Video by MART PRODUCTION from Pexels*

**Surf**

*Video by Engin Akyurt from Pexel*

**Water dripping**

*Video by Kelly Lacy from Pexels*

# Elizabeth R. Whelan

[www.elizabethwhelan.com](http://www.elizabethwhelan.com)

Instagram: @elizabetwhelan

Facebook: @elizabethwhelan

erwhelan@gmail.com